

Scaled data based on original data using
LM-79-08 Approved Method: Electrical and Photometric Measurements of Solid-
State Lighting Products

Test Report Prepared for
Cooper Lighting Solutions
(formerly Eaton)

Brand: McGRAW-EDISON

Report Number: P200322

Luminaire Tested: **GWC-AF-02-LED-E1-SLL-7050-1200**

Issue Date: 3/3/2020

Test Information

Test Method: LM-79-08
Report Number: P200322
TEST IS SCALED FROM IESNA LM-79-08 TEST DATA (P24296)
Test Lab: INNOVATION CENTER P2
Issue Date: 3/3/2020
Manufacturer: COOPER LIGHTING SOLUTIONS (FORMERLY EATON)
Product Line: MCGRAW-EDISON
Catalog Number: GWC-AF-02-LED-E1-SLL-7050-1200
Description: GALLEON WALL LUMINAIRE
(2) 70 CRI, 5000K, 1200mA LIGHTSQUARES WITH 16 LEDS EACH AND SPILL LIGHT ELIMINATOR LEFT OPTICS
Light Source: -
Ballast/Driver: ELECTRONIC DRIVER

Summary

Lumens per Lamp: N/A
Luminaire Lumens: 11976 lumens
Efficiency: N/A
Efficacy: 92.8 lumens/watt
Luminous Opening: Rectangular (W 1' x L: 0.5' x H: 0')
IES Classification: Type IV - Short - Non-Cutoff
BUG Rating: B2 - U0 - G3

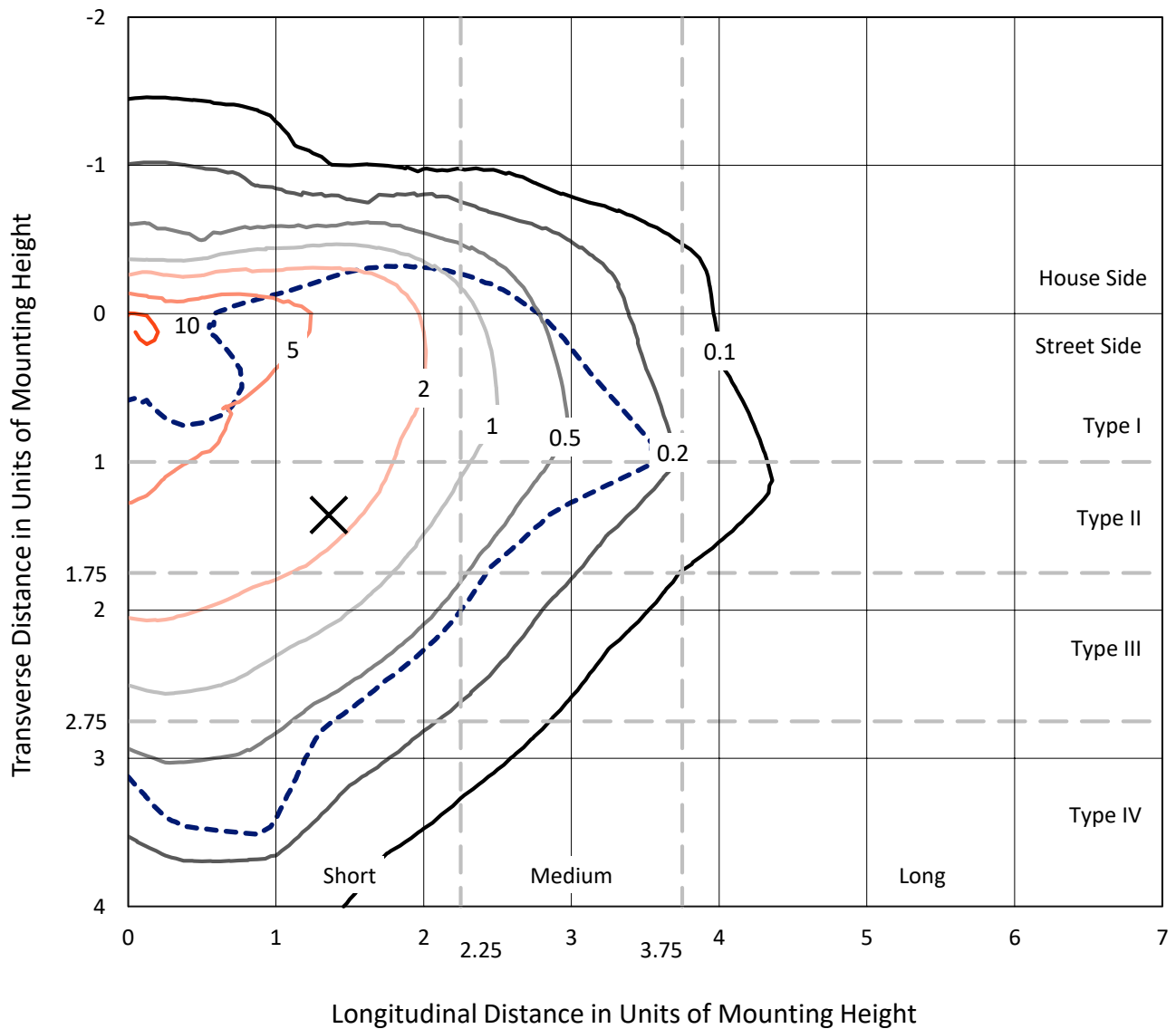
Input Watts (W): 129
Input Voltage (V): NR
Input Current (Ain): NR
Voltage Rise (V): NR
Power Factor: NR
Total Harmonic Distortion (THDi): NR
Frequency (hertz): 60
Stabilization Time: NR
Operation Time: NR
Ambient Temperature (°C): NR
Test Distance: 25 FT



REPORT NUMBER: P200322
 CATALOG NUMBER: GWC-AF-02-LED-E1-SLL-7050-1200

Iso-Footcandle Lines of Horizontal Illumination

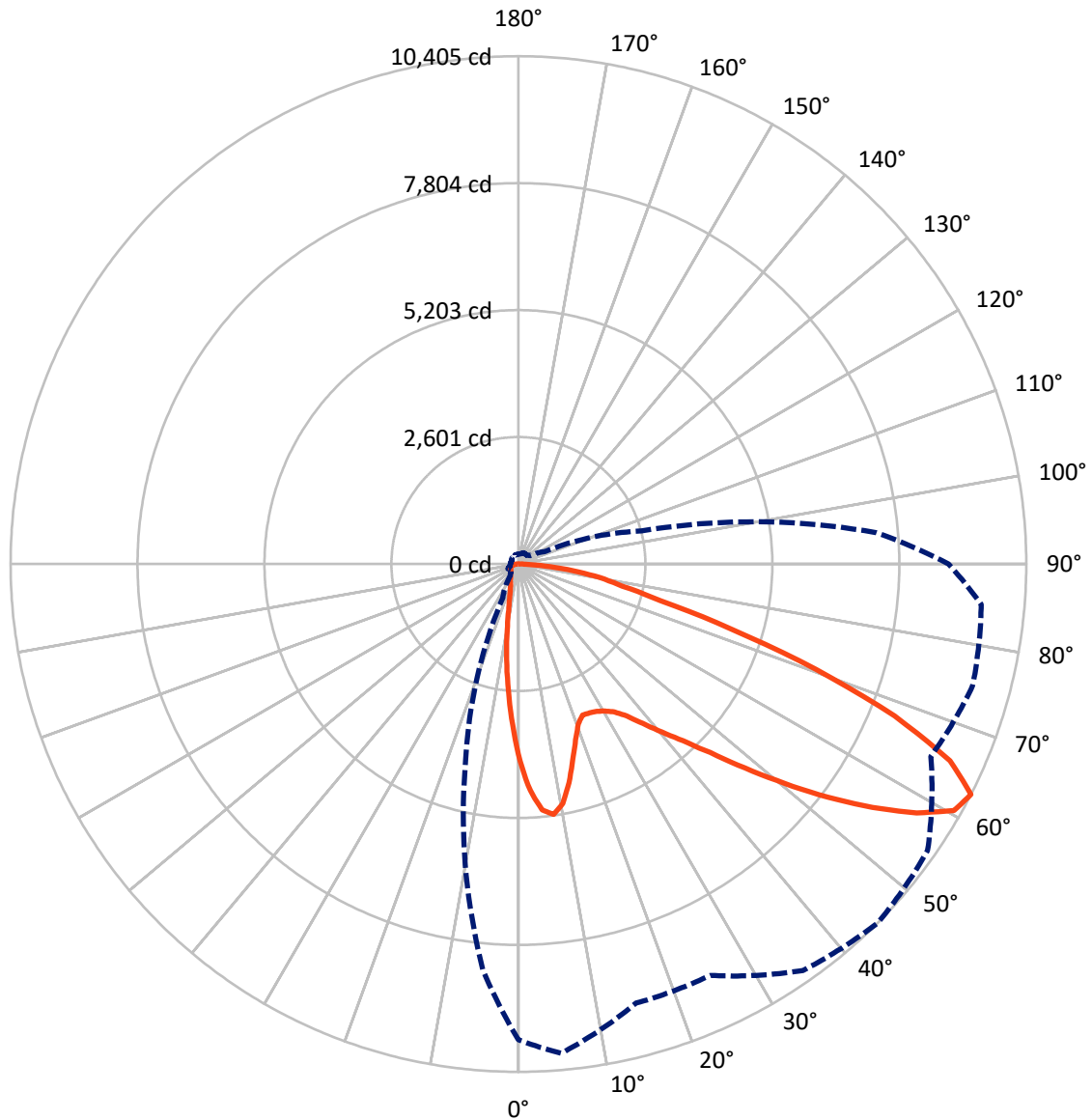
× Max cd
 - - - 1/2 Max cd



Based on 20 foot mounting height. Maximum calculated value = 11.9 fc
 Type IV - Short - Non-Cutoff

REPORT NUMBER: P200322
CATALOG NUMBER: GWC-AF-02-LED-E1-SLL-7050-1200

Luminous Intensity Polar Plot



— Vertical Plane Through 45-Deg Lateral - - - Horizontal Cone Through 62.5-Deg Vertical

REPORT NUMBER: P200322

CATALOG NUMBER: GWC-AF-02-LED-E1-SLL-7050-1200

FLUX DISTRIBUTION:

		Downward	Upward	Total
House Side	Lumens	1981.9	0.0	1981.9
	% Fixture	16.5	0.0	16.5
Street Side	Lumens	9994.1	0.0	9994.1
	% Fixture	83.5	0.0	83.5
Total	Lumens	11976.0	0.0	11976.0
	% Fixture	100.0	0.0	100.0

ZONAL LUMENS:

Zone	Lumens	% Fixture
0°-10°	294.5	2.5
10°-20°	540.1	4.5
20°-30°	787.5	6.6
30°-40°	1212.8	10.1
40°-50°	1785.0	14.9
50°-60°	2618.2	21.9
60°-70°	2926.7	24.4
70°-80°	1432.9	12.0
80°-90°	378.3	3.2
90°-100°	0.0	0.0
100°-110°	0.0	0.0
110°-120°	0.0	0.0
120°-130°	0.0	0.0
130°-140°	0.0	0.0
140°-150°	0.0	0.0
150°-160°	0.0	0.0
160°-170°	0.0	0.0
170°-180°	0.0	0.0
0°-90°	11976.0	100.0
0°-180°	11976.0	100.0

Coefficient of Utilization



REPORT NUMBER: P200322

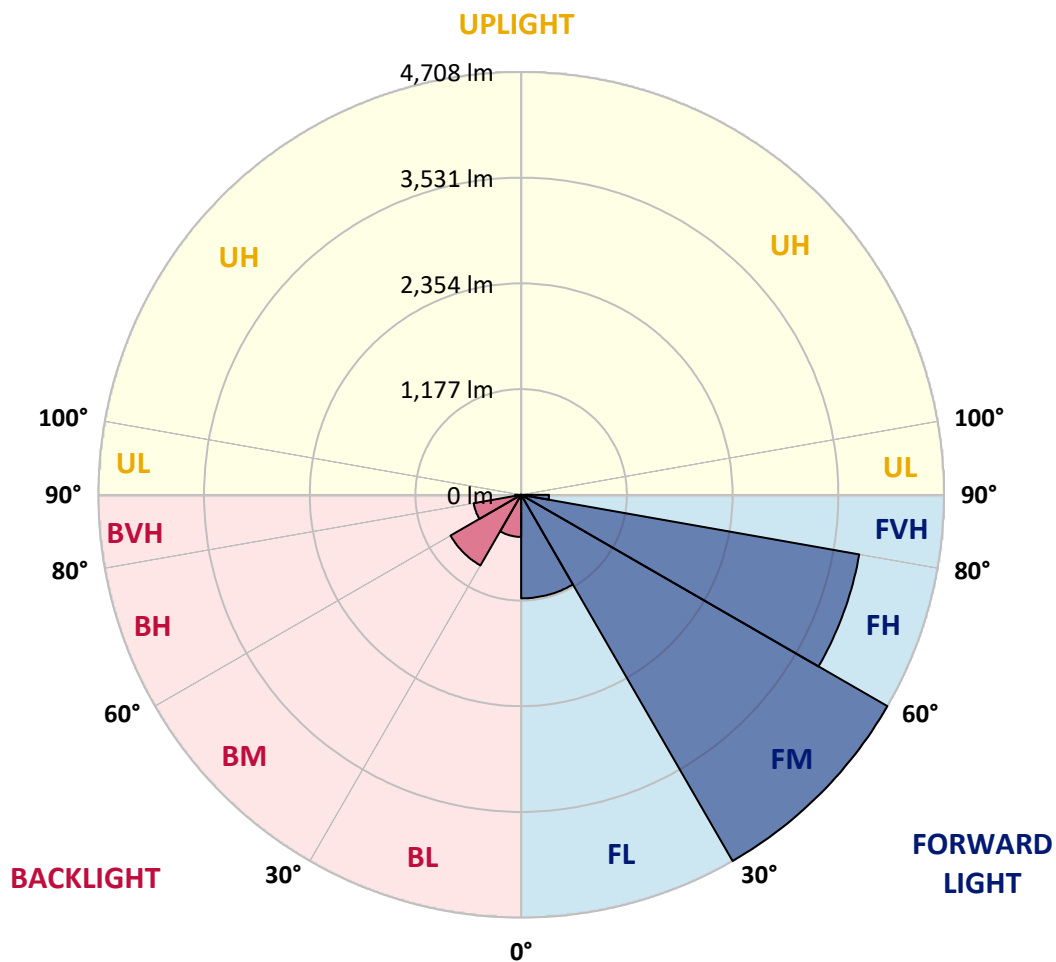
CATALOG NUMBER: GWC-AF-02-LED-E1-SLL-7050-1200

LUMINAIRE CLASSIFICATION SYSTEM LUMEN TABLE AND BUG RATING:

Zone		Lumens	% Fixture	Zone Rating/Lumen Limit		
				B	U	G
FL	(0°-30°)	1153.3	9.6			
FM	(30°-60°)	4707.9	39.3			
FH	(60°-80°)	3822.3	31.9			G2/5000
FVH	(80°-90°)	310.7	2.6			G3/500
BL	(0°-30°)	468.9	3.9	B1/500		
BM	(30°-60°)	908.1	7.6	B1/1000		
BH	(60°-80°)	537.3	4.5	B2/1000		G2/1000
BVH	(80°-90°)	67.6	0.6			G1/100
UL	(90°-100°)	0.0	0.0		U0/0	
UH	(100°-180°)	0.0	0.0		U0/0	

BUG Rating: B2-U0-G3

Type IV Short





REPORT NUMBER: P200322

CATALOG NUMBER: GWC-AF-02-LED-E1-SLL-7050-1200

CANDELA DISTRIBUTION (FULL):

	0°	5°	15°	25°	35°	45°	55°	65°	75°	85°	90°
0°	4046.1	4046.1	4046.1	4046.1	4046.1	4046.1	4046.1	4046.1	4046.1	4046.1	4046.1
2.5°	4204.1	4271.3	4402.3	4500.4	4619.5	4647.2	4685.4	4647.9	4581.4	4493.1	4464.2
5°	3953.3	4096.8	4414.8	4694.6	4943.5	5059.3	5091.6	4996.1	4803.2	4549.8	4395.1
7.5°	3551.1	3755.2	4185.7	4597.8	4964.5	5181.1	5175.8	4954.0	4599.1	4186.4	3938.2
10°	3204.1	3437.2	3930.9	4391.8	4780.8	4990.9	4909.9	4626.1	4202.8	3727.5	3458.2
12.5°	3009.9	3238.4	3739.4	4202.2	4527.4	4599.8	4537.9	4260.1	3861.1	3380.6	3144.9
15°	2976.3	3227.2	3663.0	4039.6	4221.9	4158.7	4085.0	3960.6	3678.8	3268.6	3023.1
17.5°	3121.8	3398.3	3750.5	3926.3	3895.4	3785.4	3764.4	3778.2	3710.4	3393.1	3110.0
20°	3401.0	3732.8	3959.2	3873.0	3647.2	3495.8	3501.0	3712.4	3913.2	3708.4	3385.2
22.5°	3792.7	4171.2	4260.1	3901.3	3542.5	3362.8	3406.2	3748.6	4236.4	4169.2	3756.5
25°	4299.6	4644.6	4580.7	4004.0	3553.0	3379.2	3414.1	3873.7	4618.2	4630.1	4216.0
27.5°	4790.7	5110.7	4850.0	4140.3	3596.5	3418.1	3464.2	4070.5	4983.0	5130.4	4741.3
30°	5173.9	5396.4	4956.6	4264.7	3682.1	3493.8	3551.1	4257.5	5148.9	5468.1	5145.6
32.5°	5491.2	5651.2	5126.5	4418.8	3839.4	3613.0	3713.7	4484.6	5387.8	5789.4	5541.2
35°	5896.7	5942.1	5337.8	4590.6	4082.3	3820.3	3945.4	4707.1	5615.6	6114.0	5931.0
37.5°	6372.0	6313.4	5537.3	4825.6	4396.4	4144.9	4248.2	4951.4	5803.2	6482.0	6329.2
40°	6842.1	6701.2	5787.4	5190.3	4854.6	4527.4	4649.8	5212.1	5978.4	6850.7	6718.3
42.5°	7241.7	7033.0	6034.3	5591.3	5281.2	4949.4	5095.5	5474.7	6145.6	7165.3	7056.1
45°	7537.3	7277.9	6269.3	5976.4	5869.1	5510.3	5579.4	5775.6	6326.6	7428.0	7333.9
47.5°	7801.3	7524.1	6535.3	6364.8	6383.2	6239.7	6128.5	6125.8	6539.9	7642.6	7596.5
50°	8154.8	7865.8	6821.0	6765.1	7154.8	7059.3	6813.8	6534.7	6809.8	7886.2	7880.9
52.5°	8642.0	8407.0	7169.9	7196.3	7875.0	7937.6	7633.4	7025.8	7232.5	8333.2	8301.6
55°	9218.0	9081.1	7645.3	7692.0	8758.5	8803.3	8501.1	7640.0	7854.0	8980.4	8892.8
57.5°	9667.7	9638.7	8166.7	8287.1	9418.2	9619.6	9341.8	8351.0	8554.4	9525.5	9305.6
60°	9846.7	9987.0	8721.6	8887.5	10028.4	10251.6	10008.0	8975.8	9175.2	9751.3	9277.3
62.5°	9750.0	10063.3	9312.8	9299.0	10164.7	10405.0	10233.8	9323.4	9635.4	9518.2	8807.9
65°	9303.0	9788.8	9655.8	9193.0	9698.6	9718.4	9663.1	9168.0	9744.0	8781.6	7900.7
67.5°	8329.3	9028.4	9204.2	8284.5	8441.2	8312.8	8220.0	8317.4	9177.9	7677.5	6640.0
70°	6784.2	7836.2	7920.4	6626.2	6555.1	6468.8	6283.8	6819.1	8060.7	6292.4	5268.7
72.5°	4988.2	6094.2	6353.0	4859.8	4530.7	4548.4	4402.3	5139.0	6553.7	4674.2	3933.6
75°	3412.8	4412.8	4970.4	3391.1	2996.1	3003.3	2984.9	3641.3	5220.0	3251.5	2943.4
77.5°	2493.1	3152.8	3748.6	2279.8	2213.3	2172.5	2162.6	2547.8	4002.0	2360.8	2285.7
80°	2000.7	2329.2	2518.1	1580.0	1699.2	1695.9	1641.2	1751.8	2613.6	1726.8	1709.7
82.5°	1387.8	1790.0	2040.2	1238.3	1146.8	1127.7	1140.9	1304.8	1847.3	1180.4	1122.5
85°	732.1	1189.0	2020.4	1097.4	680.7	543.1	675.5	1068.5	1600.4	625.4	547.7
87.5°	93.5	343.7	1337.7	437.8	268.6	144.8	320.6	601.7	1027.7	127.7	111.3
90°	0.0	0.0	0.0	0.0	0.0	0.0	0.0	0.0	0.0	0.0	0.0



REPORT NUMBER: P200322

CATALOG NUMBER: GWC-AF-02-LED-E1-SLL-7050-1200

CANDELA DISTRIBUTION (continued):

	95°	105°	115°	125°	135°	145°	155°	165°	175°	180°	185°
0°	4046.1	4046.1	4046.1	4046.1	4046.1	4046.1	4046.1	4046.1	4046.1	4046.1	4046.1
2.5°	4389.8	4302.2	4187.7	4081.7	3971.7	3862.5	3719.6	3630.1	3568.2	3556.3	3530.0
5°	4283.1	3992.2	3772.3	3582.0	3409.5	3165.9	3031.0	2919.1	2859.2	2853.2	2838.7
7.5°	3791.4	3389.8	3092.9	2823.6	2579.4	2382.5	2165.3	2063.9	2022.4	2032.3	2042.2
10°	3279.8	2830.8	2489.8	2214.6	1999.4	1833.5	1659.0	1541.2	1459.5	1443.1	1439.8
12.5°	2905.9	2413.5	2082.3	1888.1	1721.6	1565.5	1380.5	1241.6	1135.6	1099.4	1075.1
15°	2747.9	2209.4	1862.4	1653.1	1469.4	1271.2	1099.4	953.9	856.5	824.9	807.1
17.5°	2781.5	2152.8	1711.0	1443.1	1208.0	1001.3	784.7	660.3	601.7	586.6	586.6
20°	2957.9	2142.2	1585.9	1249.5	956.6	716.9	539.2	468.1	449.0	447.0	452.3
22.5°	3205.4	2179.1	1492.4	1081.6	743.3	523.4	420.0	393.7	385.1	387.1	393.0
25°	3574.1	2303.5	1424.6	932.2	583.3	428.6	374.6	358.8	354.8	360.1	367.4
27.5°	4011.2	2427.9	1382.5	819.6	492.4	391.7	356.2	339.7	342.3	348.9	355.5
30°	4395.1	2530.0	1316.0	739.3	464.1	393.7	356.2	333.8	331.1	332.5	334.4
32.5°	4739.4	2599.1	1238.3	662.9	400.3	349.6	332.5	329.2	314.7	309.4	310.1
35°	5036.3	2599.1	1191.6	618.2	358.8	310.1	282.4	266.0	258.7	259.4	266.6
37.5°	5322.7	2547.1	1168.5	593.2	336.4	294.9	270.6	256.1	246.2	244.2	245.6
40°	5575.5	2471.4	1142.2	582.6	319.3	285.7	262.7	250.8	240.3	237.0	237.7
42.5°	5778.2	2410.2	1113.2	568.8	308.8	279.1	257.4	246.9	235.0	231.7	231.1
45°	5997.4	2389.8	1075.1	541.2	314.0	279.8	256.1	244.9	233.1	229.1	227.8
47.5°	6286.5	2453.6	1035.6	508.2	325.2	283.1	258.1	244.9	232.4	229.1	227.8
50°	6650.5	2603.7	985.5	460.2	314.0	292.3	257.4	242.9	232.4	229.1	226.5
52.5°	7117.9	2806.5	919.7	404.9	307.4	314.7	256.1	239.0	229.1	224.5	219.9
55°	7686.1	2972.4	841.4	359.5	292.3	308.8	254.1	234.4	223.8	217.3	213.3
57.5°	8102.2	3032.3	740.6	329.8	271.2	298.9	251.5	228.4	217.3	212.0	206.7
60°	8019.9	2916.4	655.7	311.4	258.7	269.9	249.5	223.2	211.3	207.4	202.8
62.5°	7360.9	2613.6	601.1	302.8	250.8	246.2	251.5	217.9	206.1	202.1	200.8
65°	6372.7	2166.6	579.3	300.9	244.2	232.4	233.7	212.0	200.1	196.8	195.5
67.5°	5256.8	1748.5	560.2	307.4	235.7	222.5	215.9	204.1	194.2	190.9	188.3
70°	4145.5	1454.3	551.7	303.5	225.2	212.6	205.4	195.5	187.0	183.7	181.7
72.5°	3338.4	1228.5	547.1	299.5	211.3	199.5	192.9	184.3	175.1	173.8	171.8
75°	2824.9	965.8	501.0	287.0	195.5	183.7	179.1	171.2	162.0	162.0	160.6
77.5°	2179.1	698.5	416.7	254.1	179.1	165.9	162.0	156.0	145.5	147.5	146.8
80°	1609.6	455.6	325.9	210.7	158.7	146.2	144.2	138.3	127.1	129.7	129.7
82.5°	1102.7	298.9	234.4	172.5	135.6	123.8	123.8	117.8	105.3	106.7	110.6
85°	553.7	205.4	175.1	133.6	105.3	99.4	99.4	94.8	82.3	83.0	88.2
87.5°	168.5	123.8	115.9	95.5	75.7	74.4	71.1	67.8	59.9	59.3	62.5
90°	0.0	0.0	0.0	0.0	0.0	0.0	0.0	0.0	0.0	0.0	0.0



REPORT NUMBER: P200322

CATALOG NUMBER: GWC-AF-02-LED-E1-SLL-7050-1200

CANDELA DISTRIBUTION (continued):

	195°	205°	215°	225°	235°	245°	255°	265°	270°	275°	285°
0°	4046.1	4046.1	4046.1	4046.1	4046.1	4046.1	4046.1	4046.1	4046.1	4046.1	4046.1
2.5°	3489.8	3452.3	3406.9	3306.8	3273.3	3271.3	3301.6	3270.0	3330.5	3304.9	3333.2
5°	2814.4	2777.5	2726.8	2599.1	2521.4	2468.8	2443.7	2370.0	2423.3	2384.5	2416.8
7.5°	2069.8	2078.4	2044.8	1969.7	1800.6	1715.6	1665.6	1620.8	1659.7	1655.7	1717.6
10°	1454.9	1478.0	1454.3	1378.6	1241.6	1194.9	1204.1	1221.9	1272.6	1298.9	1394.4
12.5°	1047.4	1046.1	1031.0	963.1	873.0	878.2	915.7	946.7	993.4	1021.1	1118.5
15°	782.1	770.3	763.7	708.4	657.0	668.2	686.6	689.9	719.6	736.0	815.0
17.5°	591.2	597.1	604.4	564.9	526.0	518.8	504.3	486.5	495.1	498.4	537.9
20°	469.4	493.1	510.9	483.2	443.7	422.7	404.2	392.4	392.4	391.7	402.9
22.5°	410.1	427.3	446.4	427.3	391.7	373.3	362.7	353.5	352.2	352.2	362.7
25°	377.9	390.4	408.8	395.7	369.3	355.5	345.6	333.8	329.2	327.9	335.1
27.5°	362.1	367.4	376.6	364.7	342.3	335.8	333.1	322.6	316.7	313.4	320.6
30°	335.1	333.8	334.4	322.6	304.8	304.2	308.8	310.7	308.8	308.1	319.3
32.5°	310.1	307.4	306.8	296.3	279.8	275.8	279.8	283.7	288.4	294.9	308.1
35°	278.5	285.1	289.0	279.8	260.0	248.2	243.6	236.3	232.4	232.4	247.5
37.5°	253.5	268.6	274.5	266.0	244.2	227.8	219.9	218.6	219.2	221.9	236.3
40°	244.9	256.1	261.4	252.8	231.1	215.9	211.3	210.0	211.3	215.3	229.8
42.5°	239.6	247.5	246.9	236.3	218.6	208.0	205.4	204.1	205.4	209.4	225.2
45°	235.0	240.3	235.0	222.5	206.1	200.8	201.5	200.8	202.1	206.1	221.2
47.5°	231.1	233.1	226.5	214.0	196.8	195.5	198.2	200.1	201.5	204.7	220.5
50°	225.2	225.2	219.2	206.1	188.9	189.6	192.9	197.5	198.2	202.1	214.6
52.5°	217.9	217.3	213.3	200.8	182.4	184.3	184.3	189.6	190.9	195.5	208.7
55°	212.0	210.7	208.7	196.8	176.4	179.7	177.8	179.7	183.0	187.6	202.1
57.5°	206.7	204.1	204.1	193.6	171.8	173.1	168.5	171.2	175.1	179.1	194.2
60°	201.5	198.8	200.1	188.9	164.6	163.3	161.3	166.6	167.9	172.5	187.6
62.5°	195.5	193.6	194.2	183.7	159.3	156.0	156.0	160.6	161.3	167.9	182.4
65°	190.9	188.3	187.6	178.4	153.4	149.4	151.4	153.4	154.7	161.3	175.1
67.5°	186.3	181.0	181.0	173.8	146.8	142.9	146.8	146.2	148.1	154.1	165.2
70°	180.4	173.1	173.8	170.5	140.2	135.6	138.9	138.3	139.6	143.5	154.7
72.5°	171.2	165.2	166.6	165.2	133.6	127.1	128.4	128.4	128.4	131.7	143.5
75°	159.3	154.7	158.7	162.0	125.7	116.5	117.8	117.8	115.9	117.8	132.3
77.5°	144.8	142.2	155.4	150.8	116.5	105.3	105.3	104.0	100.1	102.7	118.5
80°	129.0	127.1	143.5	126.4	106.0	91.5	90.2	86.9	83.0	84.9	100.7
82.5°	112.6	110.6	120.5	96.8	91.5	75.7	72.4	66.5	62.5	64.5	79.0
85°	92.2	92.2	92.8	73.1	69.8	57.9	54.0	46.1	41.5	42.8	56.6
87.5°	65.8	67.8	62.5	50.0	41.5	32.3	29.6	25.0	21.1	24.4	29.6
90°	0.0	0.0	0.0	0.0	0.0	0.0	0.0	0.0	0.0	0.0	0.0



REPORT NUMBER: P200322

CATALOG NUMBER: GWC-AF-02-LED-E1-SLL-7050-1200

CANDELA DISTRIBUTION (continued):

	295°	305°	315°	325°	335°	345°	355°	360°
0°	4046.1	4046.1	4046.1	4046.1	4046.1	4046.1	4046.1	4046.1
2.5°	3478.0	3550.4	3632.7	3738.0	3828.2	3976.4	4118.6	4204.1
5°	2600.4	2720.9	2871.0	3063.9	3243.6	3513.5	3781.5	3953.3
7.5°	1861.1	1990.2	2152.1	2393.1	2647.2	2991.5	3345.7	3551.1
10°	1539.8	1672.2	1808.5	1971.1	2179.1	2553.7	2972.4	3204.1
12.5°	1273.9	1415.4	1562.2	1733.4	1926.3	2260.7	2743.3	3009.9
15°	975.0	1133.0	1306.1	1522.7	1764.3	2150.8	2686.7	2976.3
17.5°	668.2	844.6	1057.3	1324.6	1620.2	2115.2	2788.1	3121.8
20°	460.2	588.6	815.7	1129.0	1484.5	2110.6	2982.9	3401.0
22.5°	385.1	442.4	608.3	949.3	1382.5	2167.2	3285.1	3792.7
25°	356.2	390.4	485.9	793.3	1308.1	2297.6	3701.2	4299.6
27.5°	339.0	370.0	441.1	691.3	1249.5	2449.0	4106.0	4790.7
30°	345.6	377.2	428.6	639.2	1169.9	2575.4	4465.5	5173.9
32.5°	311.4	325.2	367.4	593.2	1112.6	2681.4	4780.2	5491.2
35°	265.3	289.7	327.9	571.4	1113.9	2752.5	5123.2	5896.7
37.5°	252.8	277.2	304.8	563.5	1129.0	2828.2	5516.9	6372.0
40°	244.9	267.3	291.0	558.9	1143.5	2897.3	5902.6	6842.1
42.5°	239.6	260.0	289.7	543.1	1150.8	2959.2	6220.0	7241.7
45°	239.0	260.0	294.9	527.3	1162.0	3025.7	6485.9	7537.3
47.5°	239.6	268.6	285.1	508.2	1162.0	3137.0	6798.0	7801.3
50°	237.0	283.1	274.5	481.2	1135.0	3347.6	7225.9	8154.8
52.5°	235.7	281.1	254.1	439.8	1088.2	3682.1	7774.3	8642.0
55°	232.4	271.2	239.6	377.9	1033.6	4046.8	8361.5	9218.0
57.5°	229.1	240.3	231.7	323.9	949.3	4303.5	8765.8	9667.7
60°	256.8	210.0	225.2	297.6	836.7	4374.0	8750.0	9846.7
62.5°	237.7	196.8	216.6	291.6	757.7	4176.5	8345.7	9750.0
65°	186.3	188.3	208.0	308.8	736.7	3653.1	7629.5	9303.0
67.5°	170.5	179.7	199.5	330.5	738.7	2925.0	6559.0	8329.3
70°	160.6	170.5	189.6	341.7	743.9	2180.4	5185.7	6784.2
72.5°	149.4	158.0	178.4	343.7	709.7	1584.0	3996.8	4988.2
75°	136.3	144.2	162.6	299.5	587.9	1098.8	3057.3	3412.8
77.5°	121.1	127.1	142.9	231.1	436.5	703.1	2295.0	2493.1
80°	103.4	106.7	119.8	169.2	298.9	439.8	1815.7	2000.7
82.5°	83.0	84.3	92.8	127.1	194.2	282.4	1215.9	1387.8
85°	58.6	58.6	63.9	92.2	132.3	179.1	660.3	732.1
87.5°	27.7	28.3	28.3	50.7	69.1	90.9	152.1	93.5
90°	0.0	0.0	0.0	0.0	0.0	0.0	0.0	0.0

(END OF REPORT)